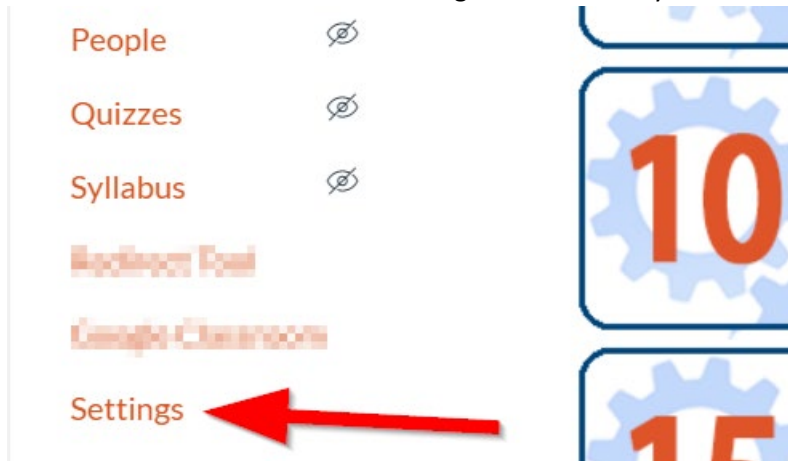


How to Add a Link to Google Classroom from Inside a Canvas Course

1. Log into Canvas, and open up one of your courses.
2. Scroll down to the bottom of the navigation menu for your course and click Settings.



3. At the top of the settings page, you'll see tabs for different options. Click on the "Apps" tab.



Course Details

4. Next, type in the word "redirect" in the search field. You'll see apps pop up as you type till only one is shown, the Redirect App. Its icon is a blue arrow.

External Apps

[View App Configurations](#)

Apps are an easy way to add new features to Canvas. They can be added to individual courses, or to all courses in an account. Once configured, you can link to them through course modules and create assignments for assessment tools.

See some LTI tools that work great with Canvas.

All Not Installed Installed

Type in this field!

redirect



- Click on that App, and then click “Add App”



Redirect Tool

Add links to external web resources that show up as navigation items in course, user or account navigation. Whatever URL you specify is loaded within the content pane when users click the link.

To configure this app you specify the text and URL you'd like to add to navigation elements in the LMS, then check the areas you'd like it added to. User navigation will only appear if this app is installed at the root level.

Installed

+ Add App

« Back to App Center

- For the name of the app, type Google Classroom.
- For the URL, type the following: <https://classroom.google.com>
- Under the URL field, there are several check boxes. Be sure the top two check boxes are selected. Your screen should look like this:

Sections Navigation Apps Feature Options

ps

to add new features to Ca
nk to them through course
that work great with Canv

R

Ad
acc
cli

To
the
app

lled

App

App Center

ons View App Center

ses in an account. Once

h items in course, user or
n the content pane when users

o add to navigation elements in
gation will only appear if this

Add App

Name

Google Classroom

URL Redirect

https://classroom.google.com

☒ Force open in new tab (For External Links Only)


☒ Show in Course Navigation

☐ Show in Account Navigation

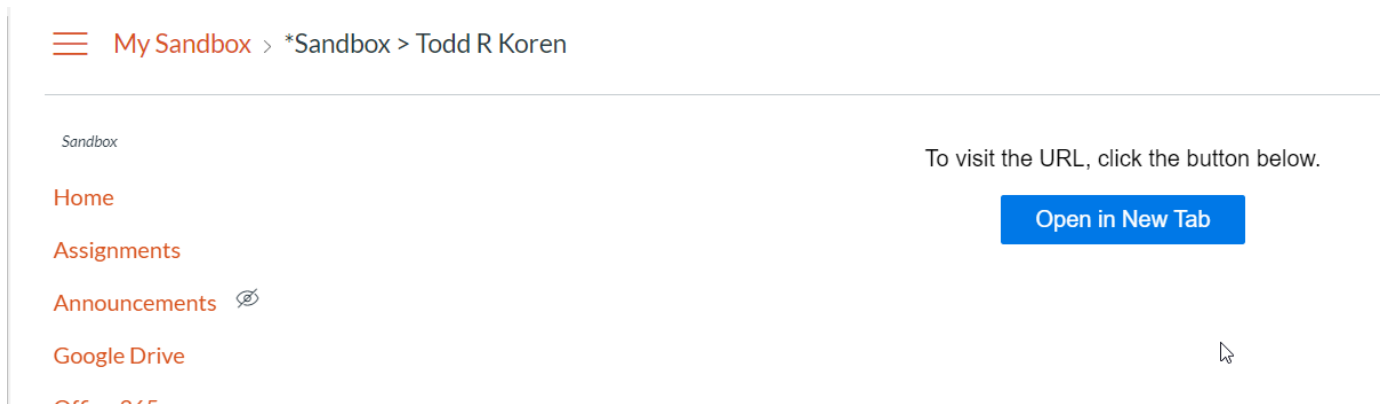
☐ Show in User Navigation

Close Add App

- Once you have confirmed it looks like the example above, click the Add App button in the lower right hand corner.
- You may have to refresh your browser window to see the link appear in your navigation menu.



11. When students click on the link, it will take them to a page with a blue box at the top that says “Open in New Tab.”



12. Clicking on that blue box will open Google Classroom in a new tab.